

LIFE SCIENCE TREND ANALYSIS

CANADA | 2023



MAY 2023



ABOUT US



The following statistical information has been obtained from Biotechgate. Biotechgate is a global, comprehensive Life Sciences database encompassing the Biotechnology, Pharmaceutical and Medical Device industries.

www.biotechgate.com



The Canadian Life Sciences Database is a part of the global Biotechgate and is brought to you in partnership with BioAlberta, Montréal InVivo, and Ontario Bioscience Innovation Organization.

www.canadianlifesciences.com

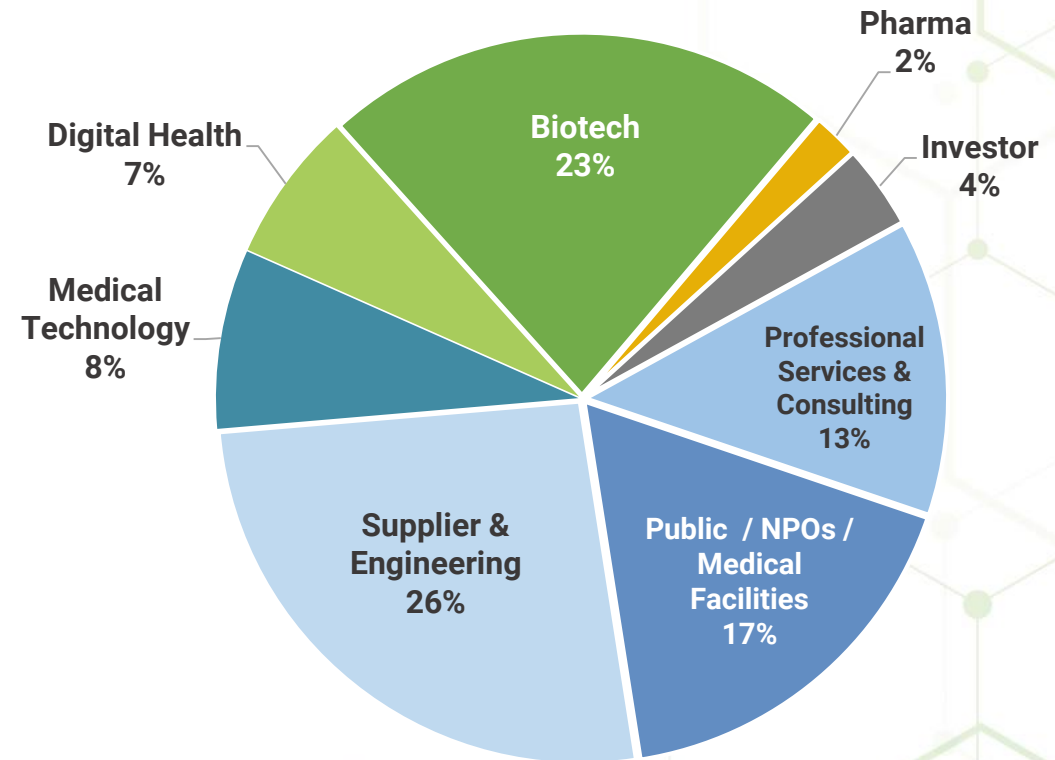


Biotechgate is owned and operated by Venture Valuation AG, a Zurich based company specializing in independent assessment and valuation of technology-driven companies in high growth industries, such as the Life Sciences (Biotech, Pharma, Medtech), ICT, high-tech, Nanotech, Cleantech and Renewable energy.

www.venturevaluation.com

OVERVIEW OF THE LIFE SCIENCE INDUSTRY

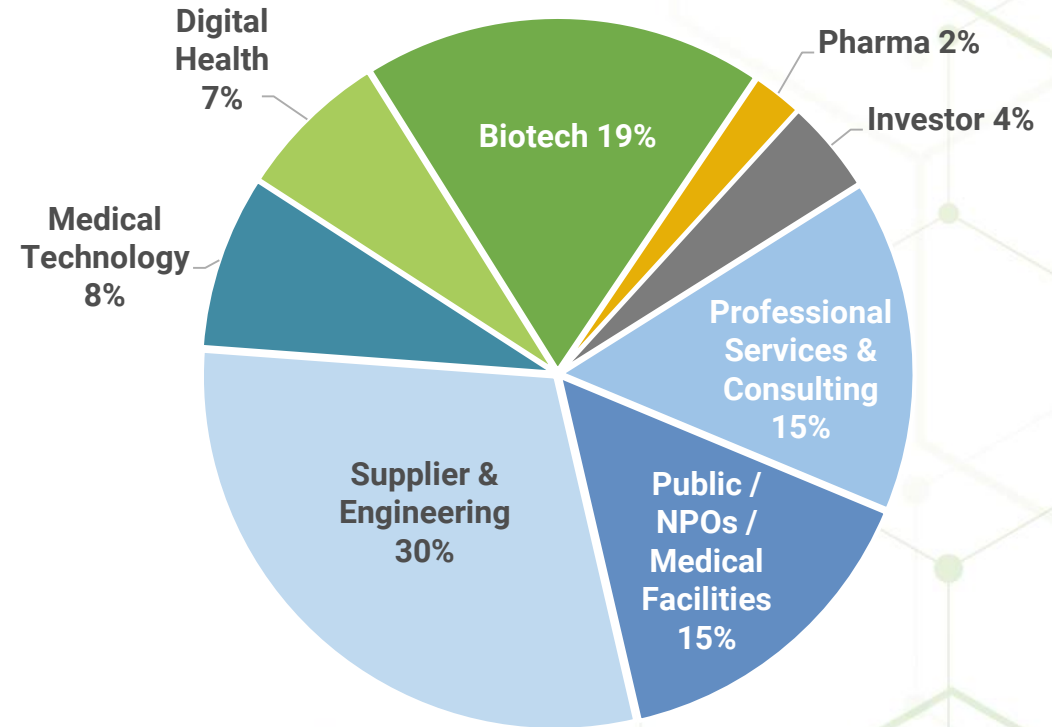
NUMBER OF COMPANIES BY SECTOR



For the definition of categories please visit www.biotechgate.com/web/cms/index.php/covered_industry_sectors.html. Biotech Companies include the following categories: Biotechnology – Therapeutics and Diagnostics; Biotechnology – R&D; Biotechnology – Other. Other life science related companies include supplier & engineering, public / non-profit-organizations / medical facilities, and professional services & consulting (incl. media). Percentage value is expressed as % of total number of companies. Information displayed may alter as new information is received continuously.

OVERVIEW OF THE LIFE SCIENCE INDUSTRY

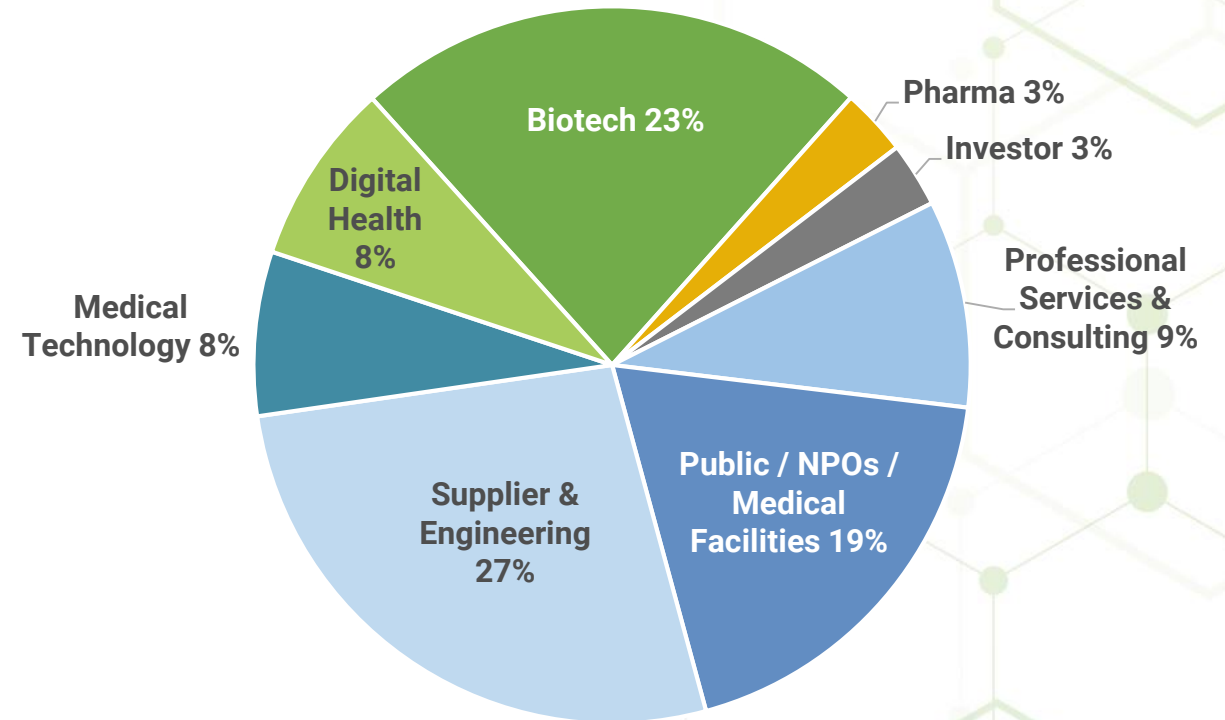
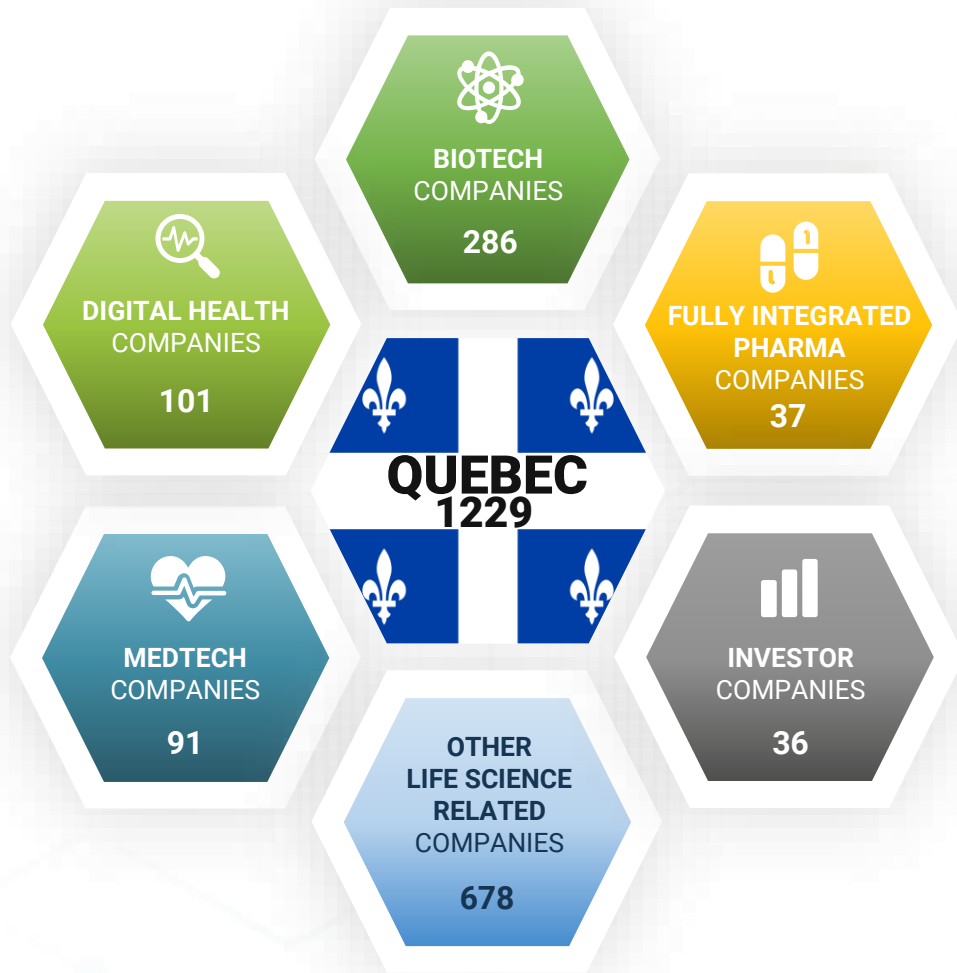
NUMBER OF COMPANIES IN ONTARIO BY SECTOR



For the definition of categories please visit www.biotechgate.com/web/cms/index.php/covered_industry_sectors.html. Biotech Companies include the following categories: Biotechnology – Therapeutics and Diagnostics; Biotechnology – R&D; Biotechnology – Other. Other life science related companies include supplier & engineering, public / non-profit-organizations / medical facilities, and professional services & consulting (incl. media). Percentage value is expressed as % of total number of companies. Information displayed may alter as new information is received continuously.

OVERVIEW OF THE LIFE SCIENCE INDUSTRY

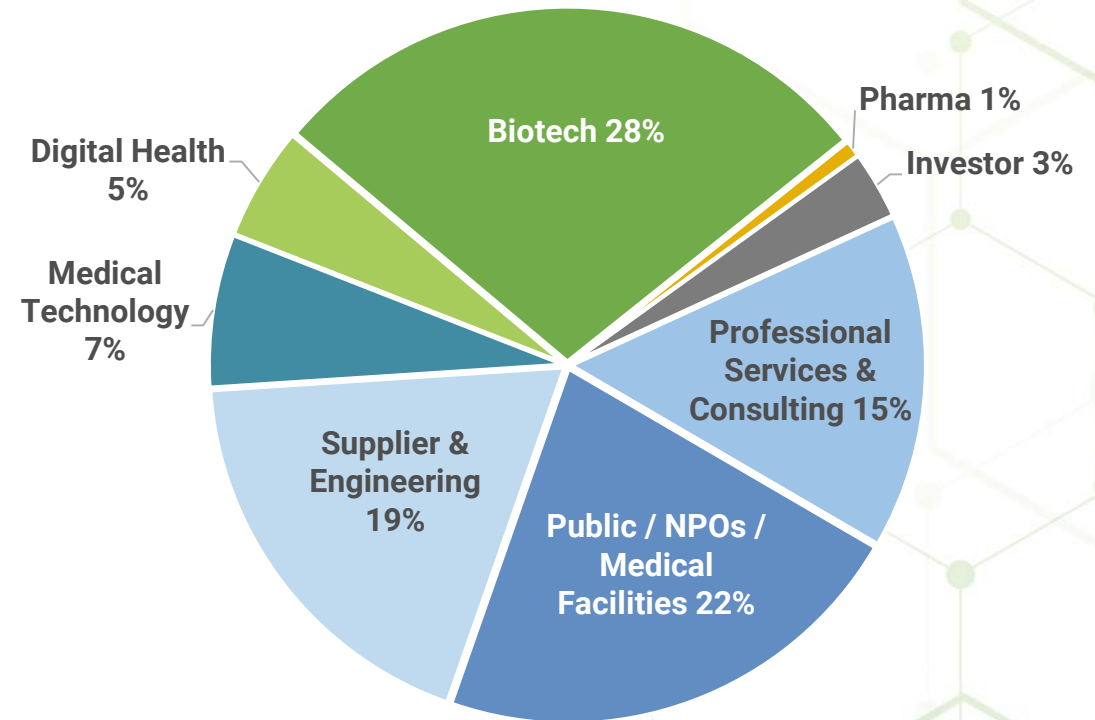
NUMBER OF COMPANIES IN QUEBEC BY SECTOR



For the definition of categories please visit www.biotechgate.com/web/cms/index.php/covered_industry_sectors.html. Biotech Companies include the following categories: Biotechnology – Therapeutics and Diagnostics; Biotechnology – R&D; Biotechnology – Other. Other life science related companies include supplier & engineering, public / non-profit-organizations / medical facilities, and professional services & consulting (incl. media). Percentage value is expressed as % of total number of companies. Information displayed may alter as new information is received continuously.

OVERVIEW OF THE LIFE SCIENCE INDUSTRY

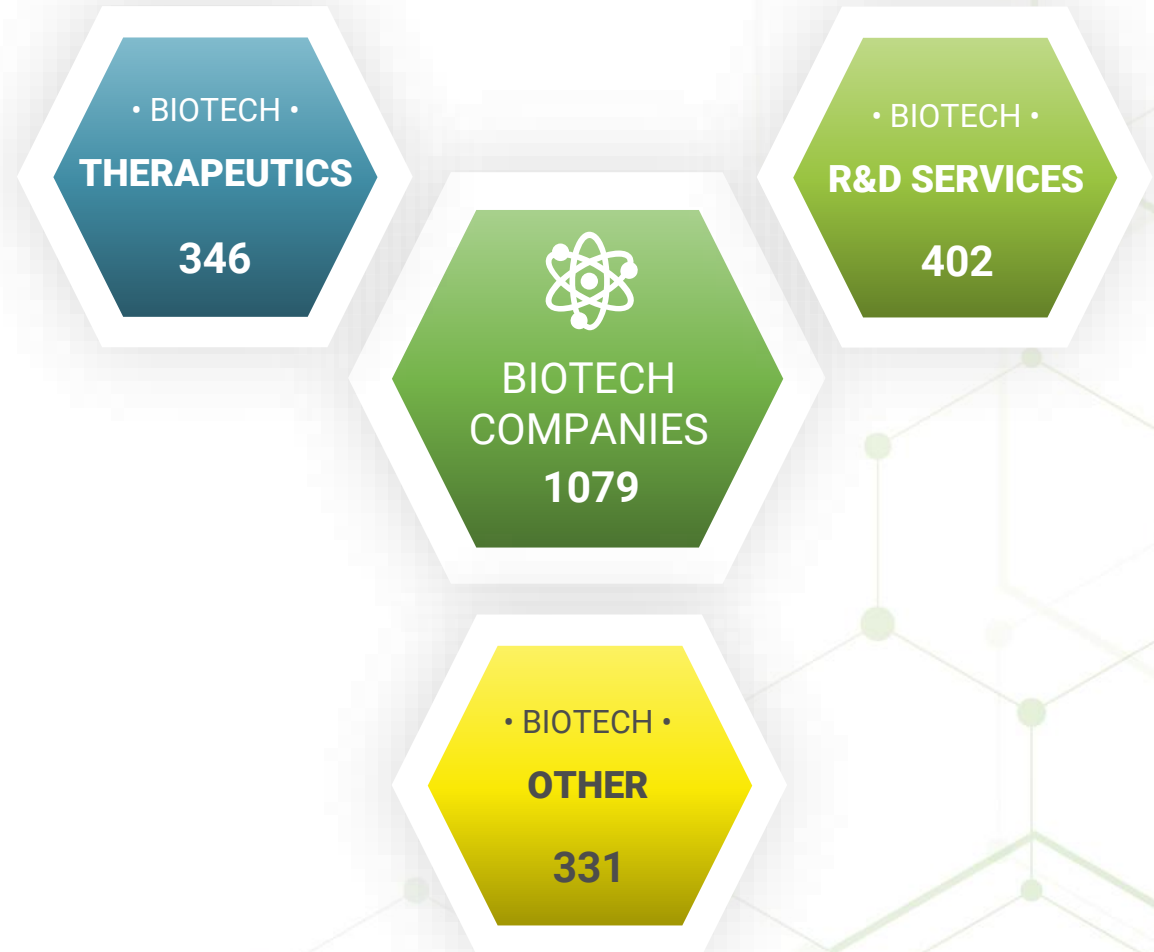
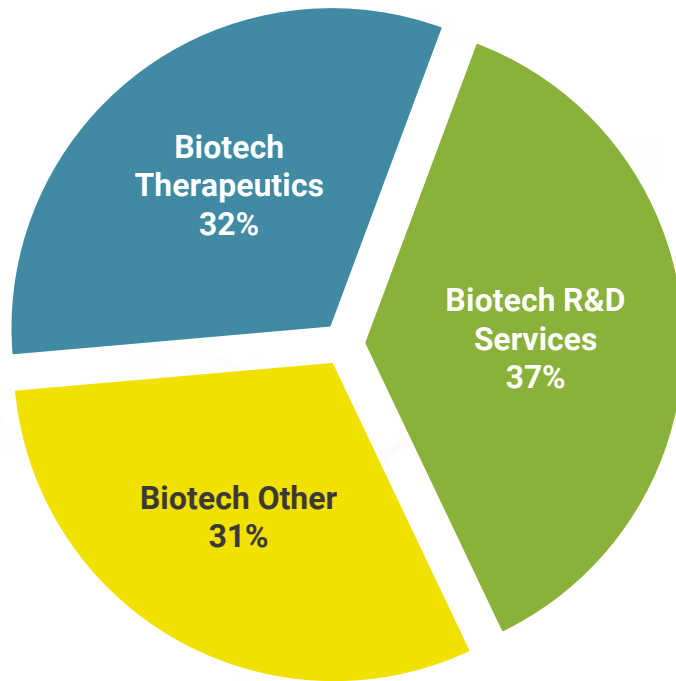
NUMBER OF COMPANIES IN ALBERTA BY SECTOR



For the definition of categories please visit www.biotechgate.com/web/cms/index.php/covered_industry_sectors.html. Biotech Companies include the following categories: Biotechnology – Therapeutics and Diagnostics; Biotechnology – R&D; Biotechnology – Other. Other life science related companies include supplier & engineering, public / non-profit-organizations / medical facilities, and professional services & consulting (incl. media). Percentage value is expressed as % of total number of companies. Information displayed may alter as new information is received continuously.

OVERVIEW OF BIOTECH COMPANIES

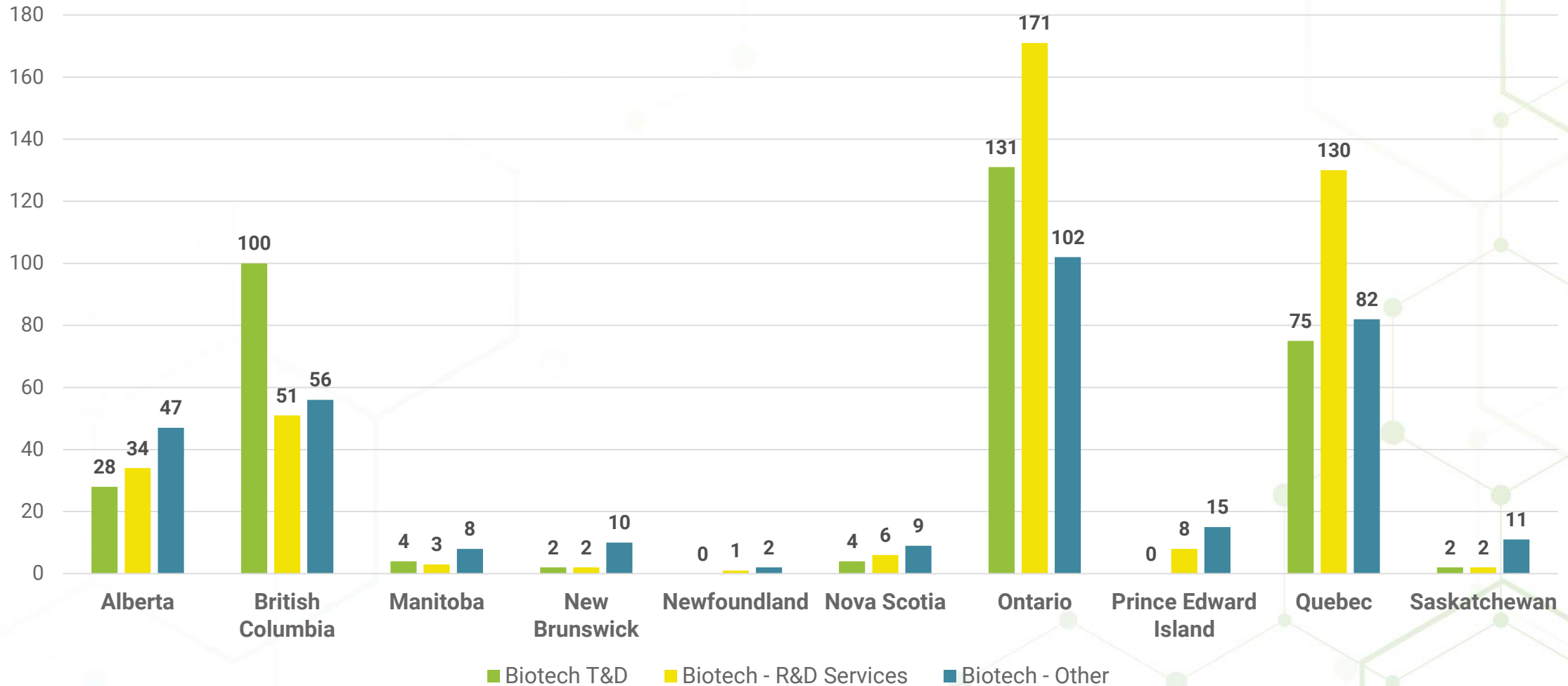
NUMBER OF COMPANIES BY SECTOR (CANADA)



For the definition of categories please visit www.biotechgate.com/web/cms/index.php/covered_industry_sectors.html. Biotech Therapeutics category equals to Biotech Therapeutics and Diagnostics. Percentage value is expressed as % of total number of biotechnology companies including Biotech - Therapeutics and Diagnostics, Biotech - R&D Services and Biotech - Others. Information displayed may alter as new information is received continuously.

OVERVIEW OF BIOTECH COMPANIES

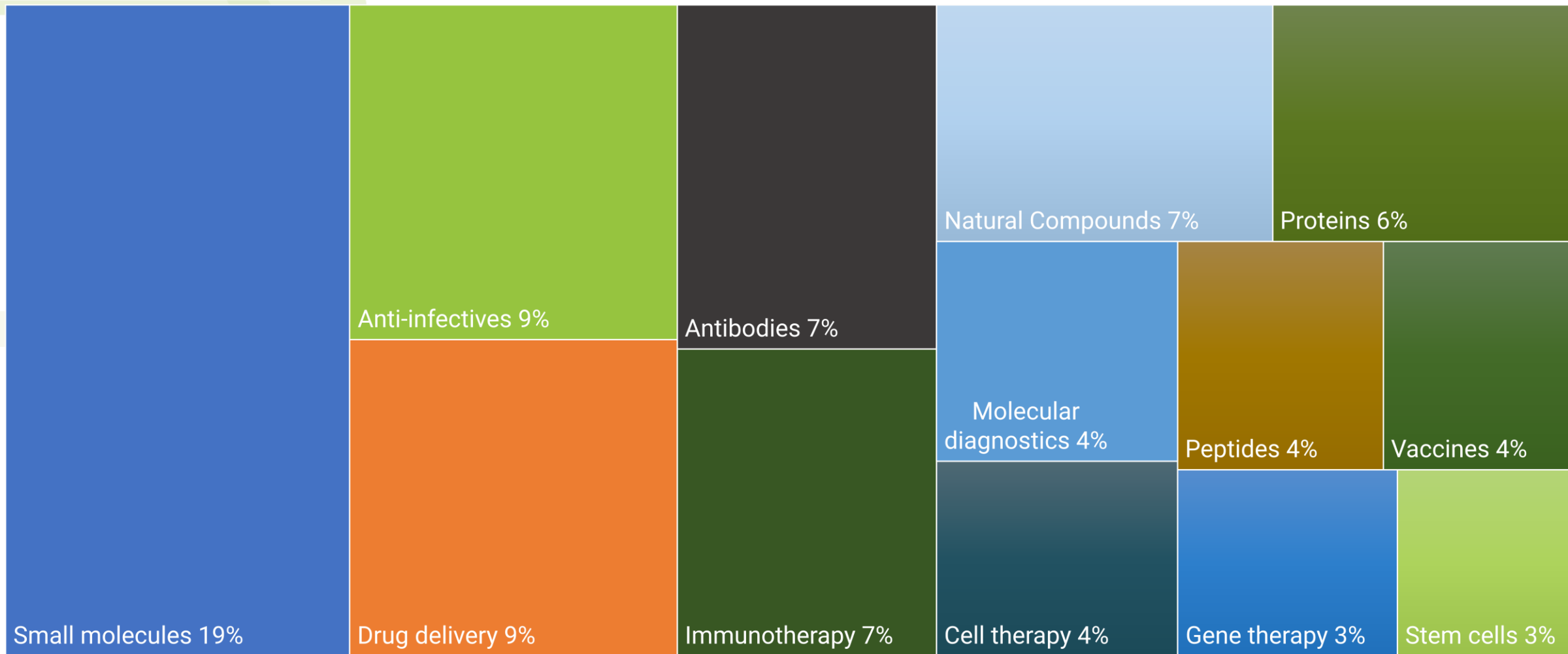
NUMBER OF COMPANIES FROM CANADIAN PROVINCES* BY SECTOR



For the definition of categories please visit www.biotechgate.com/web/cms/index.php/covered_industry_sectors.html. Biotech - T&D category equals Biotech Therapeutics and Diagnostics. The province Newfoundland includes Labrador. *The provinces Northwest Territories, Nunavut, and Yukon are excluded from the graph as no companies are recorded there. Information displayed may alter as new information is received continuously.

BIOTECH - THERAPEUTICS COMPANIES BY KEY ACTIVITIES

AS PERCENTAGE OF TOTAL NUMBER OF BIOTECH - THERAPEUTICS COMPANIES

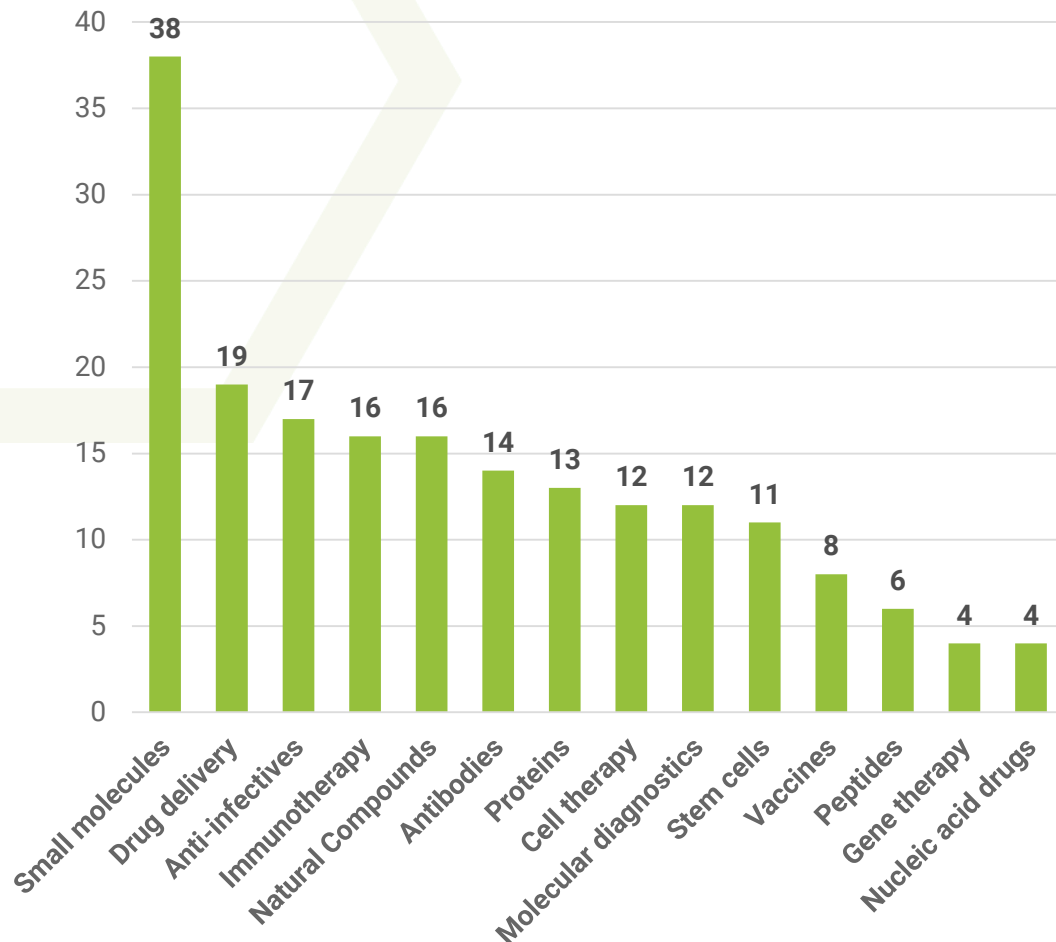


For 346 Biotech Therapeutics companies there were 618 subsectors (key activity areas) assigned (one biotech company can be active in multiple areas). The graph displays Biotech – Therapeutics and Diagnostics subsectors as the percentage of the total number of Biotech – Therapeutics and Diagnostics subsectors with exclusion of the category Others. The company subsectors are regarded as the key activities of a company. For the definition of subsectors please visit www.biotechgate.com/web/cms/index.php/covered_industry_sectors.html. Information displayed may alter as new information is received continuously.

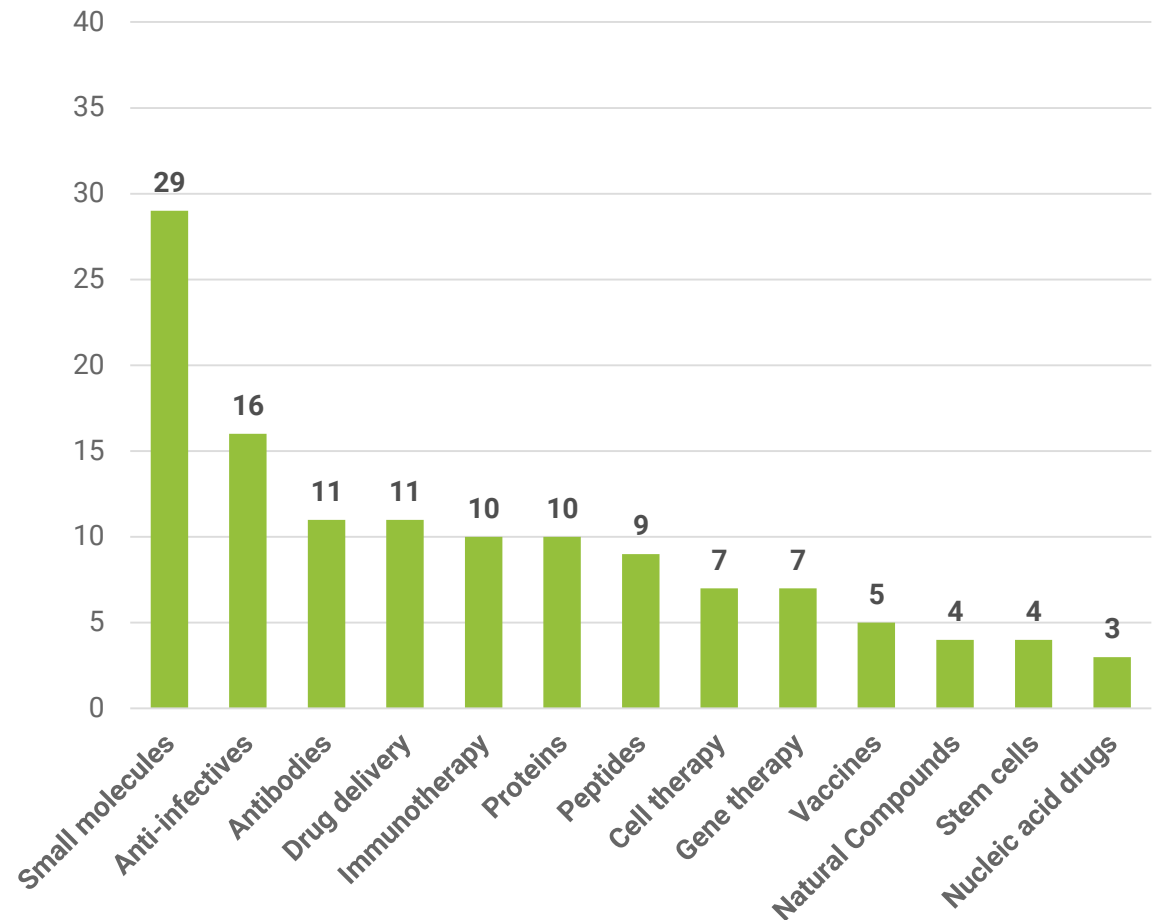
BIOTECH - THERAPEUTICS COMPANIES BY KEY ACTIVITIES

BY SELECTED PROVINCES

ONTARIO



QUEBEC

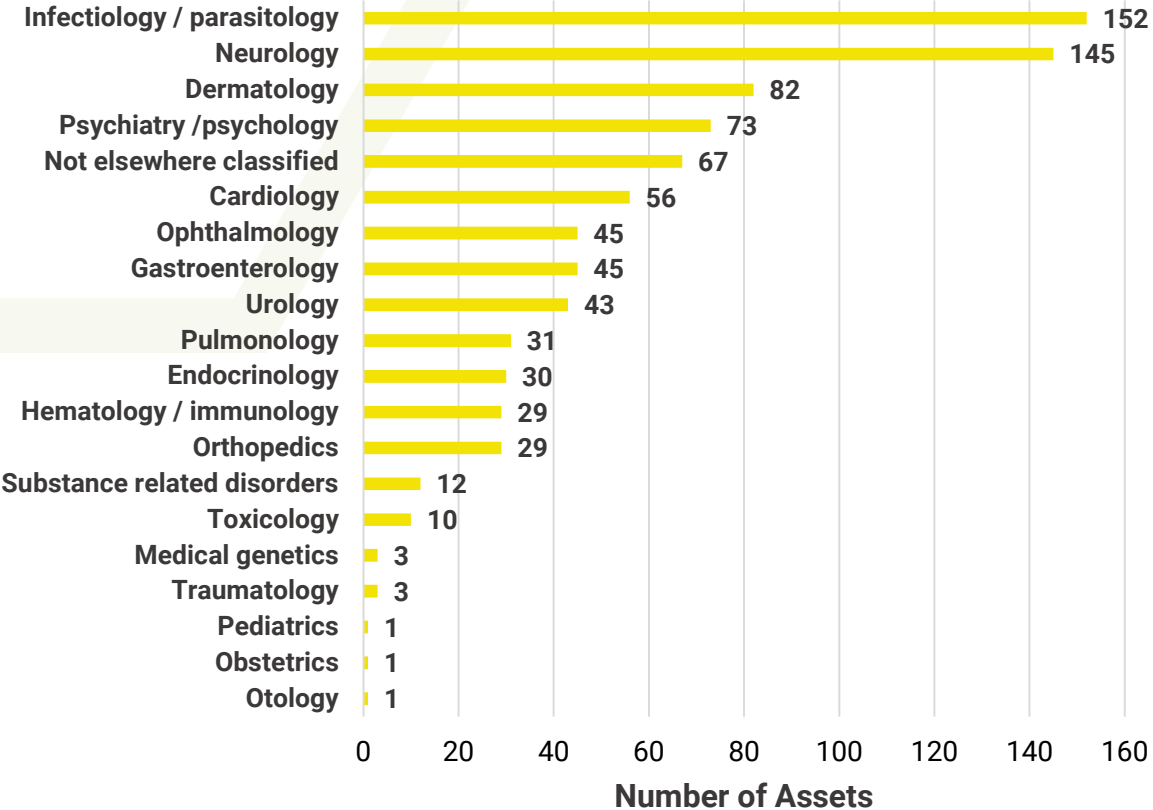


The graphs display the number of Biotech – Therapeutics and Diagnostics subsectors for each of the two selected provinces. The company's subsectors are regarded as the key activities of a company. For the definition of subsectors please visit www.biotechgate.com/web/cms/index.php/covered_industry_sectors.html. Information displayed may alter as new information is received continuously.

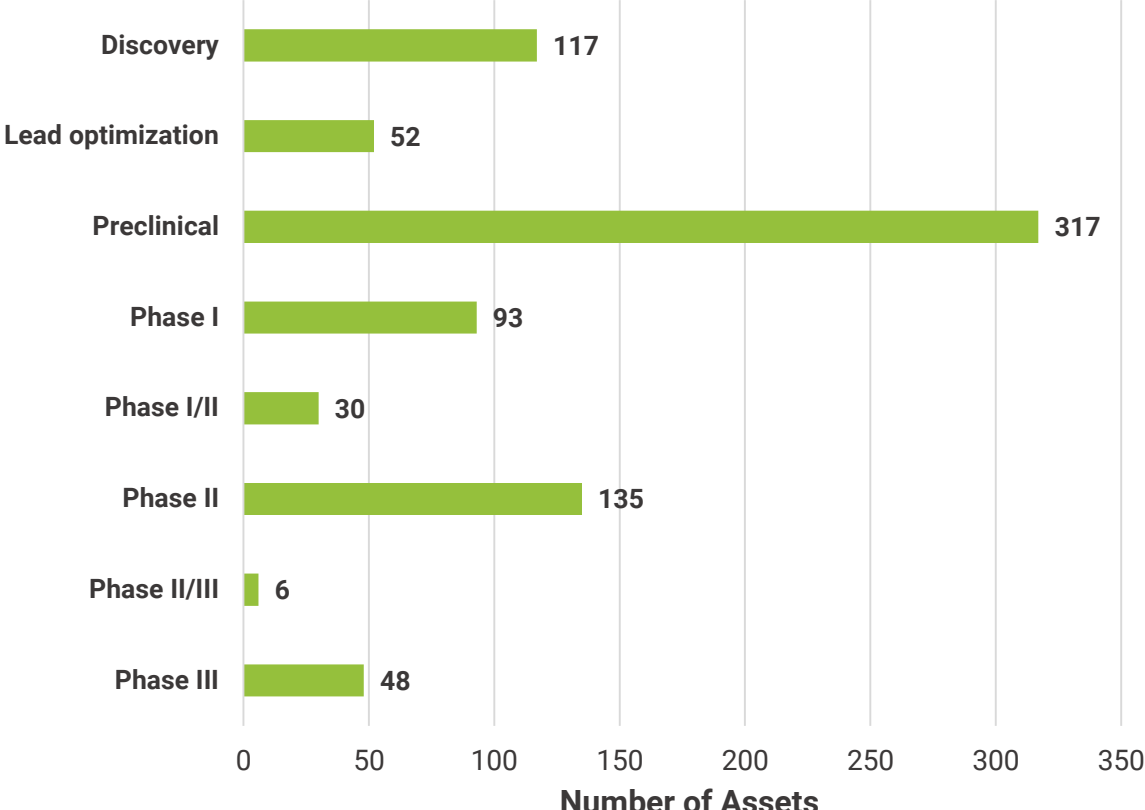
BIOTECH ASSETS IN CLINICAL DEVELOPMENT

BY INDICATION AND DEVELOPMENT PHASE

BREAKDOWN BY INDICATION



BREAKDOWN BY DEVELOPMENT PHASE

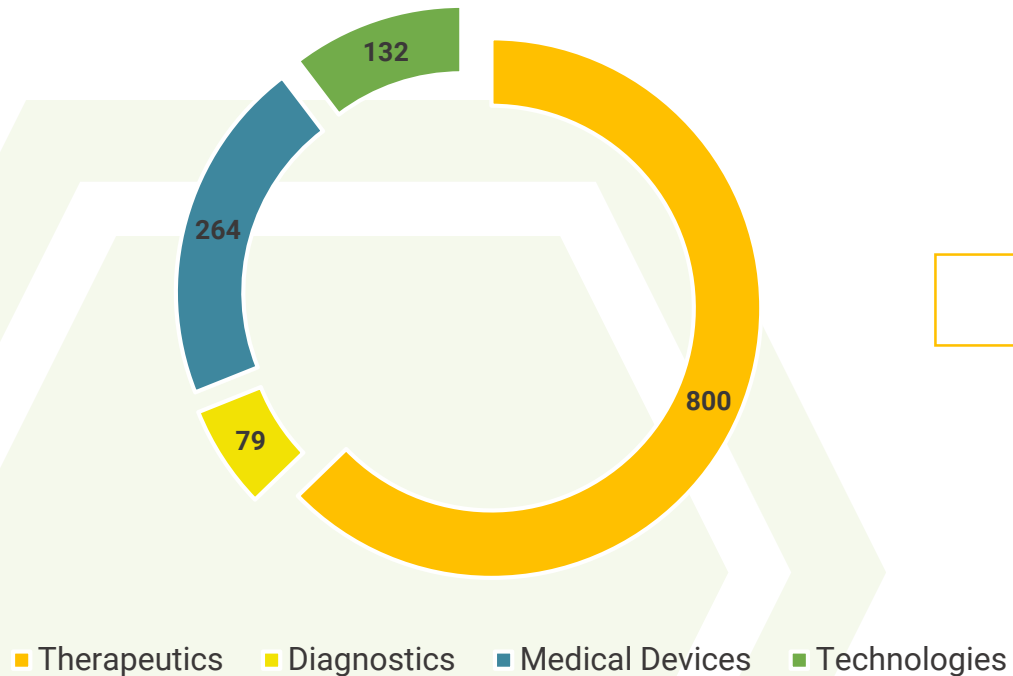


Both graphs contain the number of assets of Biotech – Therapeutics and Diagnostics companies (excl. of Pharma or Biotech – Others or Biotech R&D Services companies). Products in Discovery and Lead Optimization Phase are merged into Preclinical; Development Phase I/II trials are merged into Phase II and Phase II/III trials are merged into Phase III category. Information displayed in the chart may alter as new information is received continuously

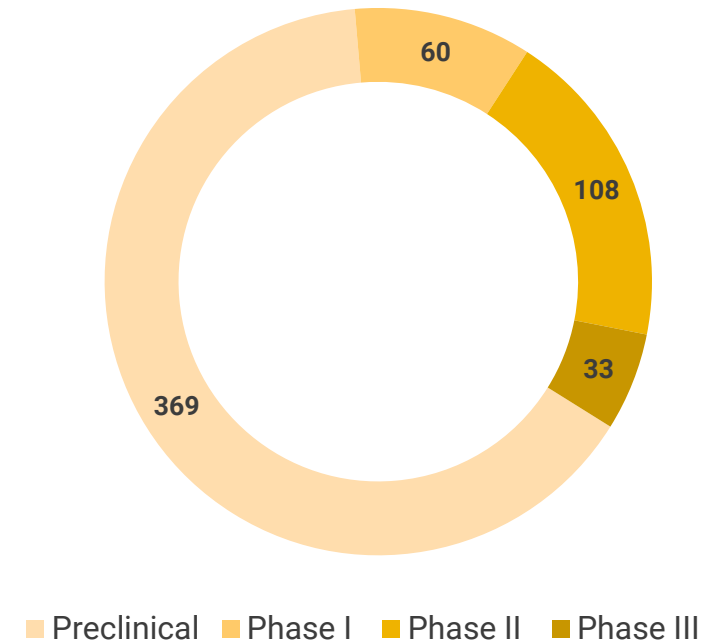
ASSETS AVAILABLE FOR OUT-LICENSING

NUMBER OF ASSETS

BY ASSET CLASS



THERAPEUTICS IN DEVELOPMENT BY DEVELOPMENT PHASE

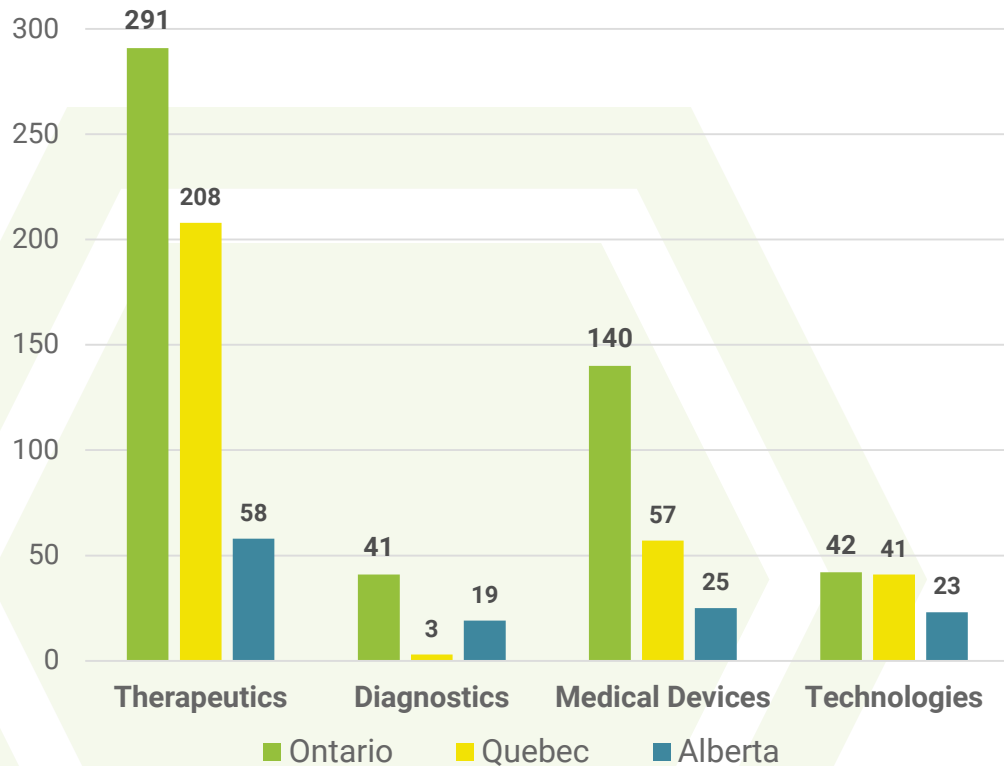


The graph titled Therapeutics in Development by Development Phase displays a subset of the asset class Therapeutics. Products in Discovery and Lead Optimization Phase are merged into Preclinical; Development Phase I/II trials are merged into Phase II and Phase II/III trials are merged into Phase III category.

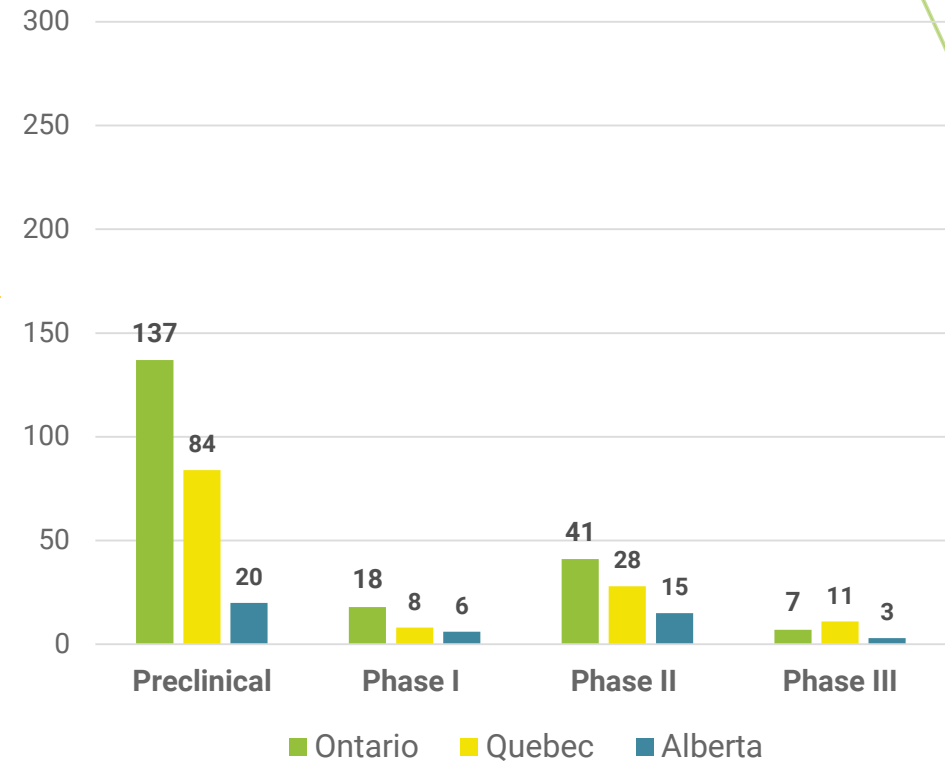
ASSETS AVAILABLE FOR OUT-LICENSING

NUMBER OF ASSETS BY SELECTED PROVINCES

BY ASSET CLASS



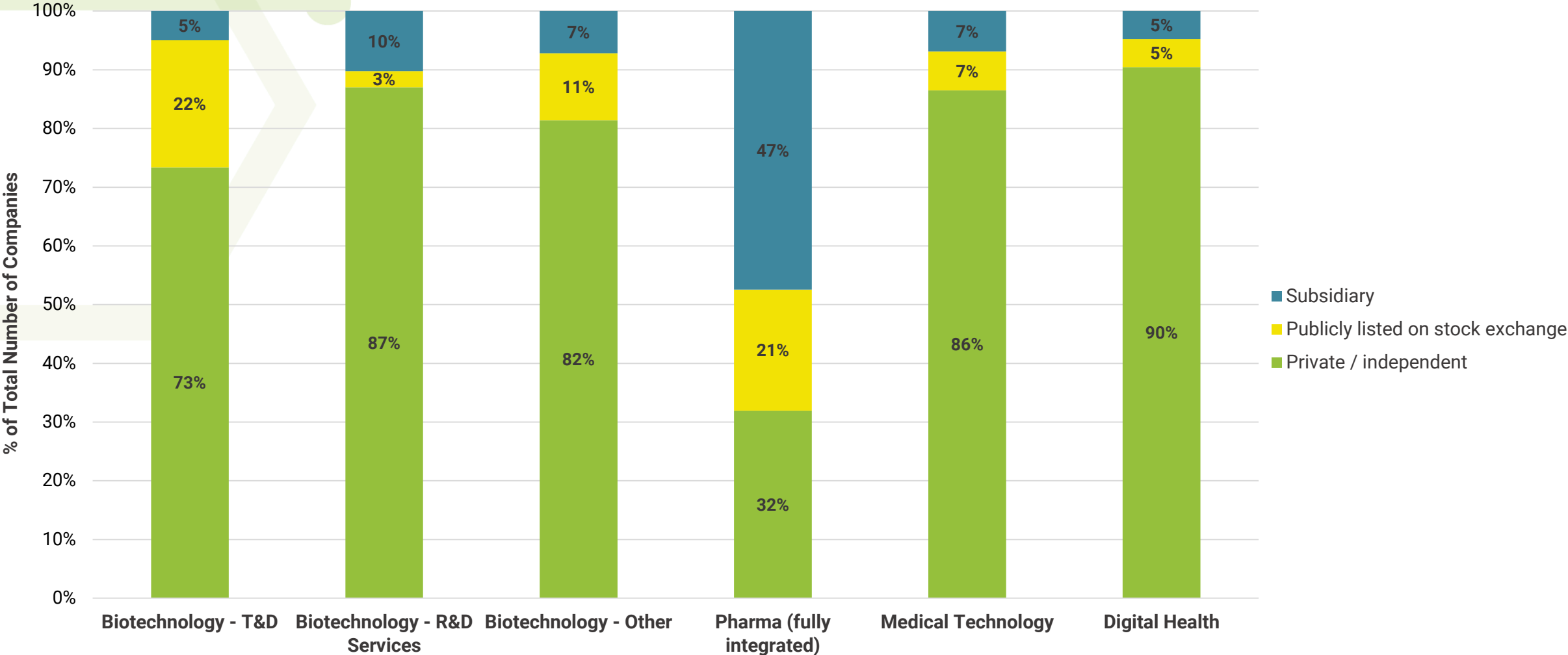
THERAPEUTICS IN DEVELOPMENT BY DEVELOPMENT PHASE



The graph titled Therapeutics in Development by Development Phase displays a subset of the asset class Therapeutics. Products in Discovery and Lead Optimization Phase are merged into Preclinical; Development Phase I/II trials are merged into Phase II and Phase II/III trials are merged into Phase III category.

OVERVIEW OF OWNERSHIP

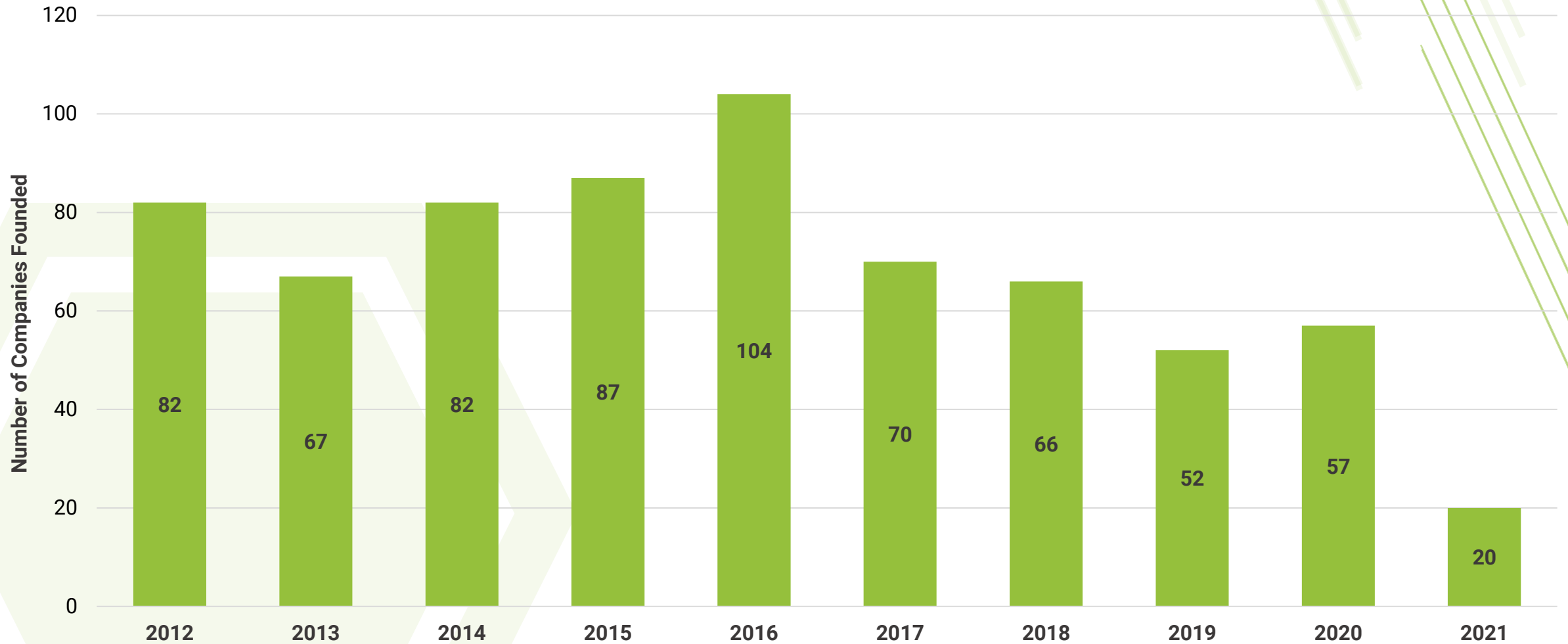
PERCENTAGE OF TOTAL NUMBER OF COMPANIES BY OWNERSHIP AND SECTOR



For the definition of categories please visit www.biotechgate.com/web/cms/index.php/covered_industry_sectors.html. Biotech T&D stands for Biotech Therapeutics and Diagnostics. Percentage value is expressed as % of total number of companies in the sector. Information displayed may alter as new information is received continuously.

COMPANY FOUNDATION TIMELINE

NUMBER OF LIFE SCIENCE COMPANIES FOUNDED BY YEAR | 2012-2021

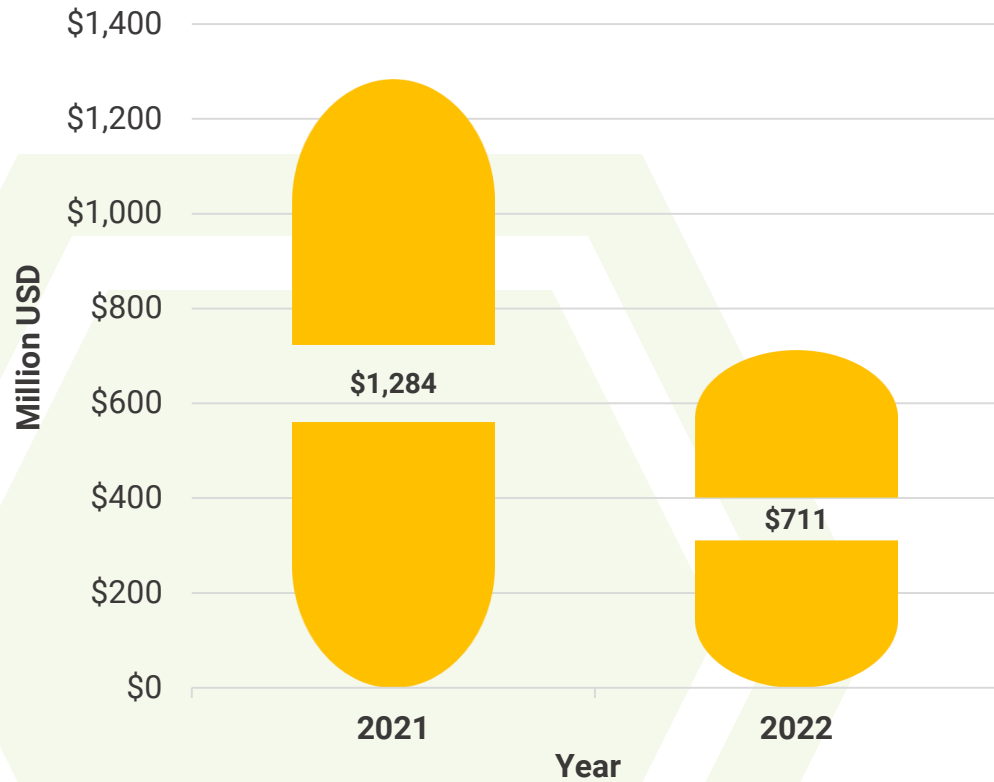


The graph contains the number of privately owned or publicly listed (no subsidiaries) life science companies founded by year including Biotech - Therapeutic and Diagnostic, Biotech - R&D Services, Biotech - Others, Pharma, Medical Technology and Digital Health companies. **Companies founded in 2022 were excluded** since newly founded companies often remain under the radar until their first financing round. Information displayed in the chart may alter as new information is received continuously.

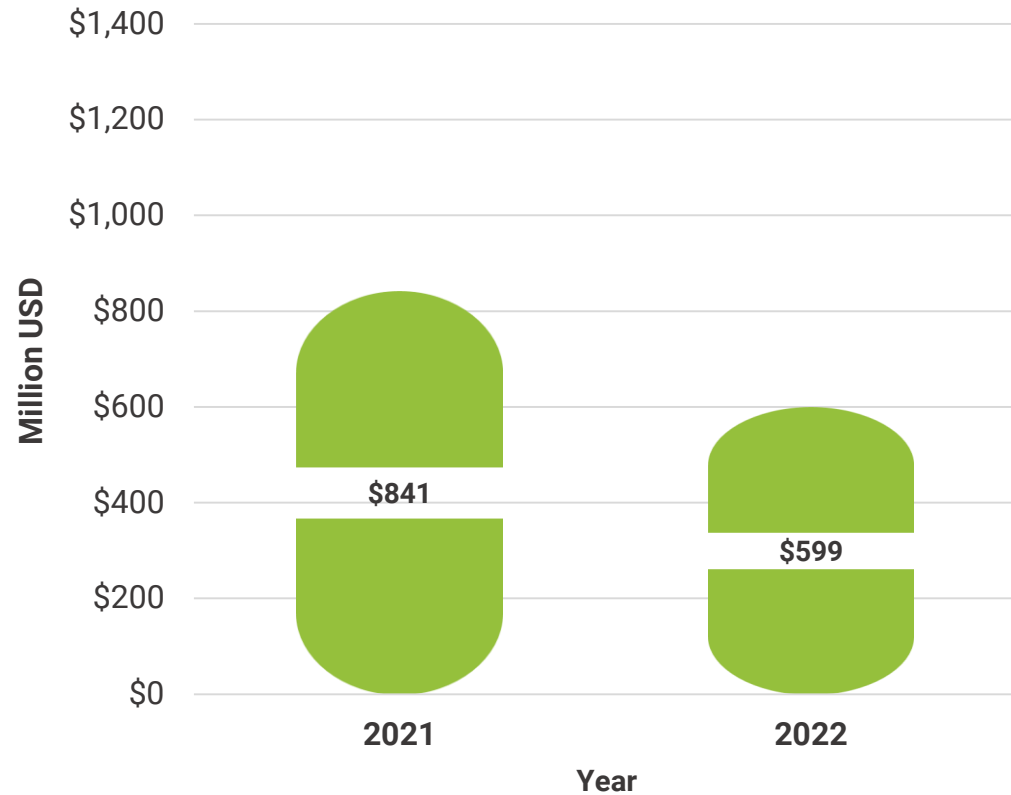
VENTURE FINANCING OF LIFE SCIENCE COMPANIES

PRIVATE EQUITY ROUNDS | 2021-2022

LIFE SCIENCE COMPANIES



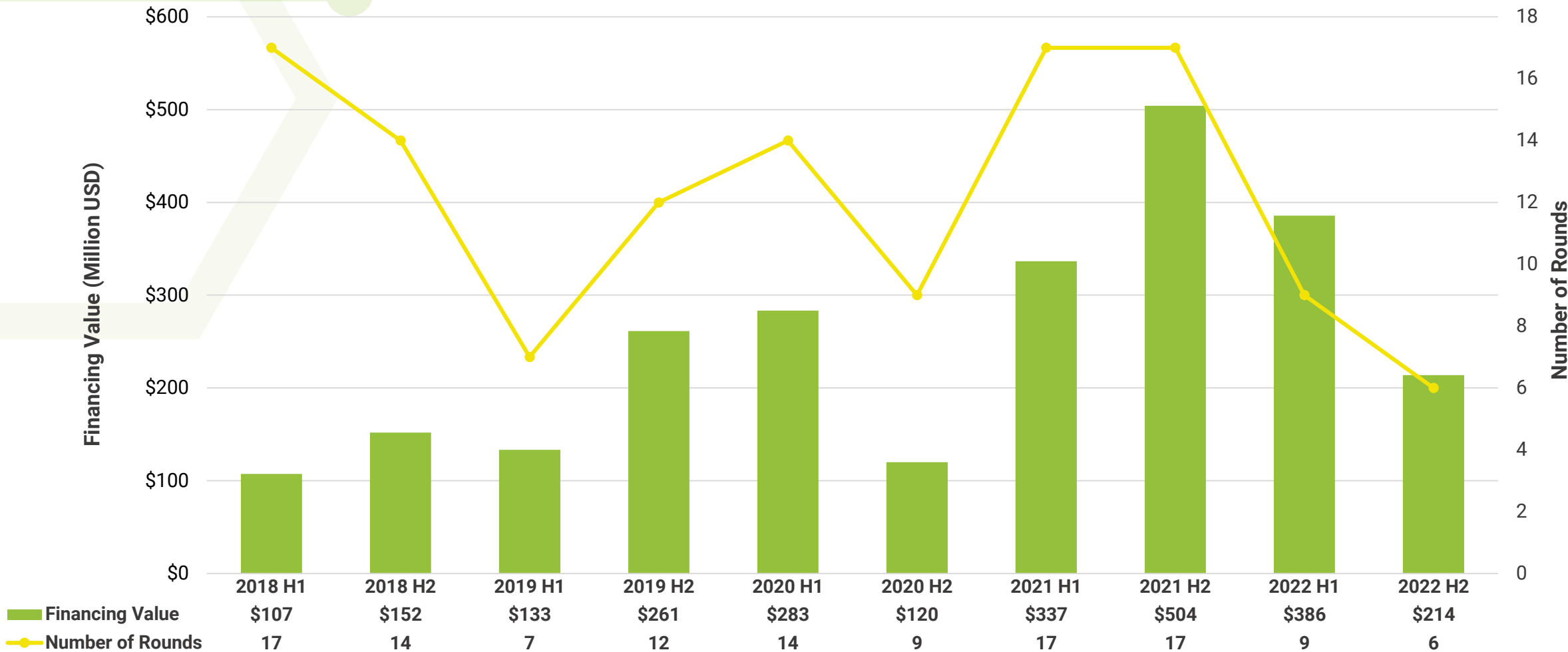
BIOTECH COMPANIES



Life Science companies include Biotech - Therapeutics and Diagnostics, Biotech - R&D Services, Biotech - Others, Pharma, Medical Technology and Digital Health companies. Biotech companies are a subset of Life Science companies and include: Biotech - Therapeutics and Diagnostics, Biotech - R&D Services, Biotech - Others. Financing data only includes private equity rounds (excl. private placements in public companies). Data may alter as new information is continuously received and/or new tranches to existing financing rounds are added.

BIOTECH VENTURE FINANCING

PRIVATE EQUITY ROUNDS – 5 YEAR REPORT



Biotech companies are a subset of Life Science companies and include: Biotech - Therapeutic and Diagnostic, Biotech - R&D Services, Biotech - Others. Financing data only includes private equity rounds (excl. private placements in public companies) of biotech companies (incl. therapeutic and diagnostic, R&D services and others). Data may alter as new information is continuously received and/or new tranches to existing financing rounds are added.

BIOTECH IPOs

NUMBER OF BIOTECH COMPANIES THAT WENT PUBLIC WORLDWIDE 2003-2022



Included are Biotech – Therapeutics and Diagnostics, Biotech – R&D Services, and Other Biotech companies.

MAJOR BIOTECH VENTURE FINANCING ROUNDS (2022)

TOP 5 PRIVATE EQUITY FINANCING ROUNDS | 2022

Company	Sector	Type of Round	USD M
Ventus Therapeutics, Inc.	Biotech – Therapeutics	Series C	\$140
Virogin Biotech Limited	Biotech – Therapeutics	Series D	\$127
Alpha-9 Theranostics Inc.	Biotech – Therapeutics	Series B	\$75
Inversago Pharma Inc.	Biotech – Therapeutics	Series C	\$69
Congruence Therapeutics Inc.	Biotech – Therapeutics	Series A	\$50

The table shows the five biggest private equity financing rounds (excl. IPOs, research grants, loans) of private and independent **Biotech – Therapeutics and Diagnostics** companies in 2022. Information displayed in the table may alter as new information is continuously received and/or new tranches to existing financing rounds are added.

ABOUT BIOTECHGATE



Biotechgate is a leading **business development and licensing database** for the entire life science industry, offering a wealth of information on over 65,000 life science company profiles. Thanks to its unique data sourcing process, the profiles include company descriptions, contact information, product pipeline information, financing rounds, and management details, making it an invaluable resource for big pharma, start-ups, investors, and other industry professionals. Biotechgate also features 25,000 **licensing deals** and a **clinical trials database** containing over 750,000 records from registries around the world.

To register for a free trial access or to learn more about the different subscription options, please visit www.biotechgate.com.

OUR PARTNERS



[Montréal InVivo](#) is the **Life Sciences and Health Technologies (LSHT) cluster** of Greater Montréal. Its mission is to act as an independent interlocutor for the public sector and as a network facilitating discussion, mobilization and collaboration for the LSHT ecosystem.

The cluster comprises close to 600 organizations, including more than 150 research centres and groups, 80 subsidiaries of world-class companies, and more than 36,930 well-paying jobs in the sector. Montréal InVivo **oversees approximately 80% of Québec's LSHT activity** in a sector representing approximately 1.6% of Québec's GDP.

Biotechgate/Venture Valuation provide the [Directory of life sciences and health technologies companies and organizations](#), exclusive to Quebec.

OUR PARTNERS



Celebrating 25 years of existence, [BioAlberta](#) is the voice of life sciences in Alberta, championing a thriving and competitive industry. As a not-for-profit industry association, BioAlberta represents **more than 230 members** of Alberta's growing life sciences community of researchers, producers and suppliers operating in specialized sectors.

The association hosts networking and educational events and delivers policy options to governments, all with a focus on key strategic areas **advocacy, industry development, networking, and marketing & promotion.**

Biotechgate/Venture Valuation provide the [Directory](#) of life science companies in Alberta, including BioAlberta members.

OUR PARTNERS



Ontario Bioscience Innovation Organization (OBIO®) founded in 2009, is a not-for-profit, membership based organization engaged in strategy, programming, policy development and advocacy to further the **commercialization of Ontario's human health science companies** positioning Ontario as a leader in the international marketplace.

OBIO® advances this goal through collaborative partnerships with industry, the investment community, academia, patients and government.

OBIO® **supports early-stage and venture backed companies** enabling them to raise capital, build the workforce, and accelerate commercialization and adoption.

TERMS OF USE

The Life Sciences Trend Analysis is based on data entered in the Biotechgate Database available at www.biotechgate.com. The statistics and graphs in this presentation are based on figures and information entered in this database and we do not guarantee any accuracy hereof.

The use of the figures and graphs provided in this report is free of charge for any presentations as long as www.biotechgate.com is clearly cited as the source. For all other uses please contact us for terms and conditions.



BIOTECHGATE

c/o Venture Valuation VV AG

Kasernenstrasse 11

8004 Zurich

SWITZERLAND



+41 (43) 321 86 60



www.venturevaluation.com