


**SWEDEN**



## **Life Sciences Trend Analysis 2013**

# About Us



The following statistical information has been obtained from Biotechgate. Biotechgate is a global, comprehensive, Life Sciences database encompassing the Biotechnology, Pharmaceutical and Medical Device industries. [www.biotechgate.com](http://www.biotechgate.com)




The Scandinavian Life Sciences Database is a part of the global Biotechgate and is brought to you in partnership with SwedenBIO, Stockholm-Uppsala Life Science and Business Region Göteborg, Copenhagen Capacity and Invest in Skane.



Biotechgate is owned and operated by Venture Valuation AG, a Zurich based company specializing in independent assessment and valuation of technology-driven companies in high growth industries, such as the Life Sciences (Biotech, Pharma, Medtech), ICT, high-tech, Nanotech, Cleantech and Renewable energy. [www.venturevaluation.com](http://www.venturevaluation.com)

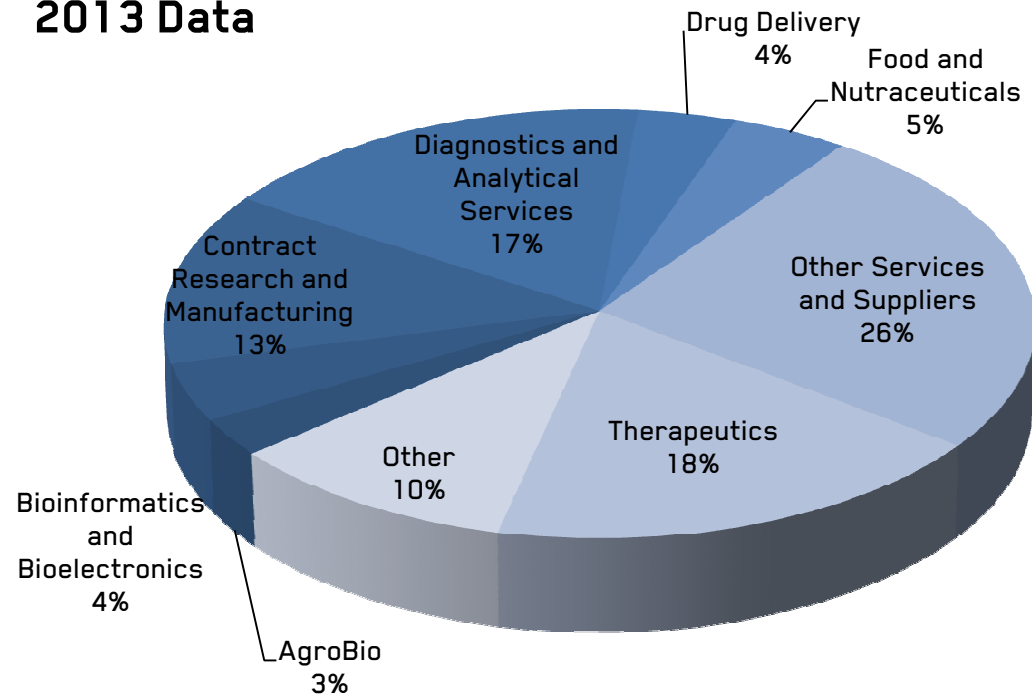


# Status of the Sector

2012 Statistics	Sweden 	2013 Statistics
369	Total Biotech Companies	489
109	Biotech - Therapeutics	147
186	Biotech - R&D Services	208
74	Biotech - Other	134
95%	Percentage of SME's	94%
8%	Percentage of Publicly Owned Companies	8%
USD 163 M (2011)	Financing/Capital Raised	USD 118 M (2012)
102	Licensing Opportunities	97

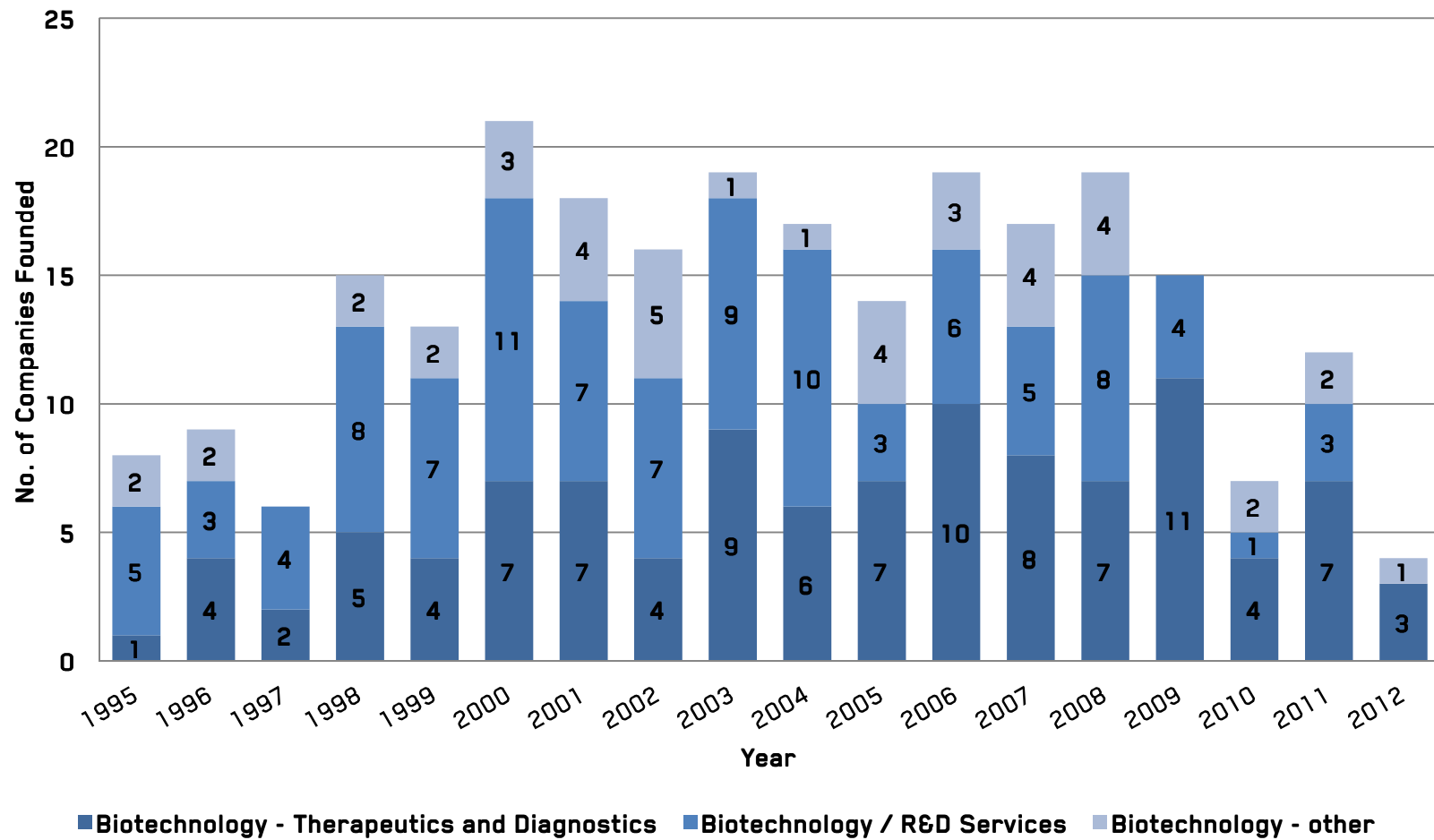
# Key Activities of Biotechnology Companies

## 2013 Data



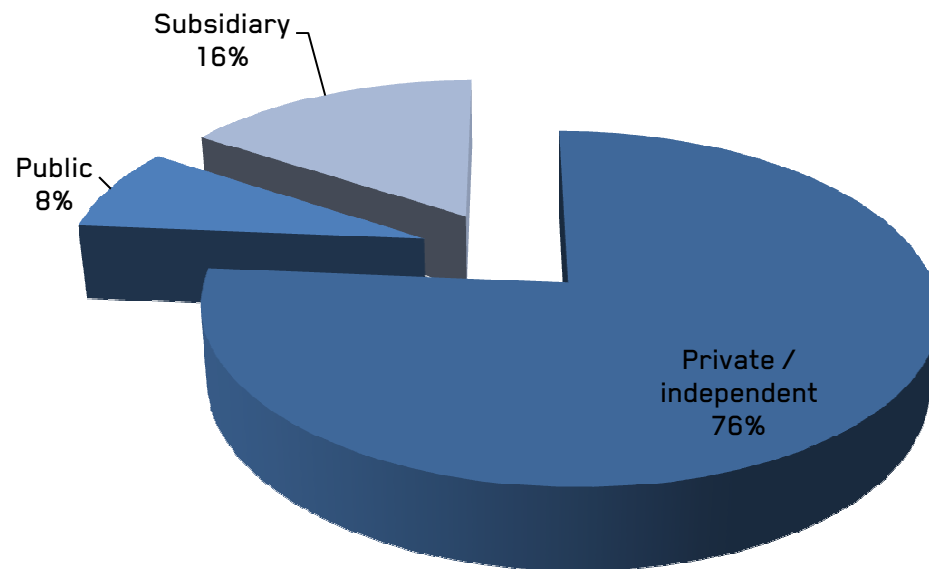
Historical Data		
Subsector	2013	2012
AgroBio	3%	3%
Bioinformatics and Bioelectronics	4%	4%
Contract Research and Manufacturing	15%	13%
Diagnostics and Analytical Services	18%	17%
Drug Delivery	4%	4%
Food and Nutraceuticals	10%	5%
Other Services and Suppliers	24%	25%
Therapeutics	22%	18%
Other	10%	10%

# Company Foundation Timeline



# Company Ownership

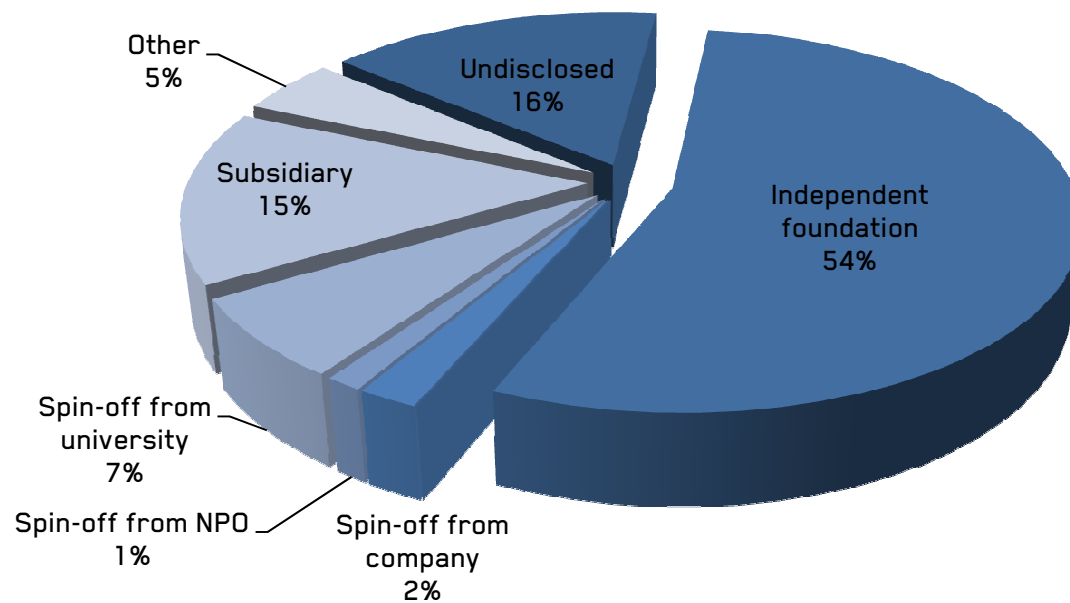
## 2013 Data



Historical Data		
Subsector	2013	2012
Private/ Independent	76%	76%
Public	8%	8%
Subsidiary	16%	16%

# Sources of Company Foundations

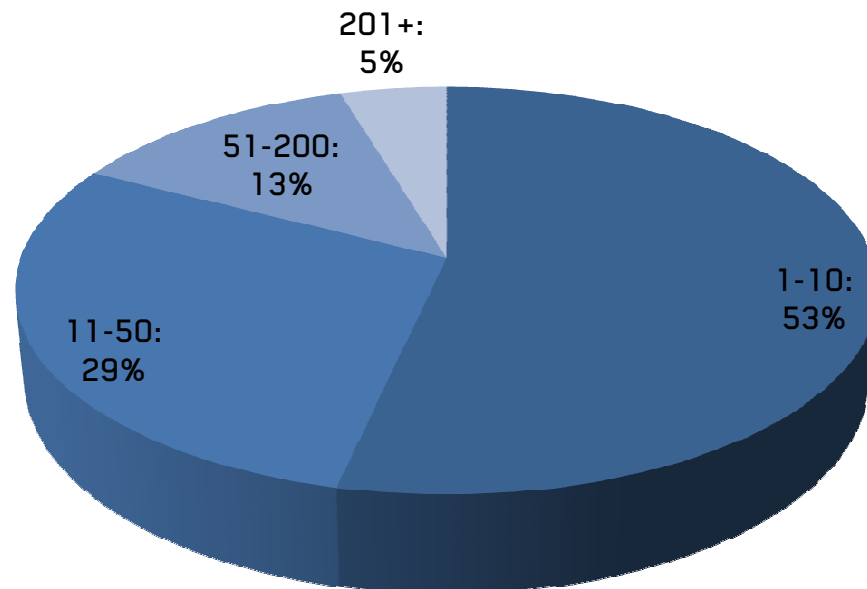
## 2013 Data



Historical Data		
Company Foundation	2013	2012
Independent foundation	54%	50%
Spin-off from company	2%	4%
Spin-off from public institution / NPO	1%	2%
Spin-off from university	7%	22%
Subsidiary	15%	14%
Other	5%	8%

# Number of Employees

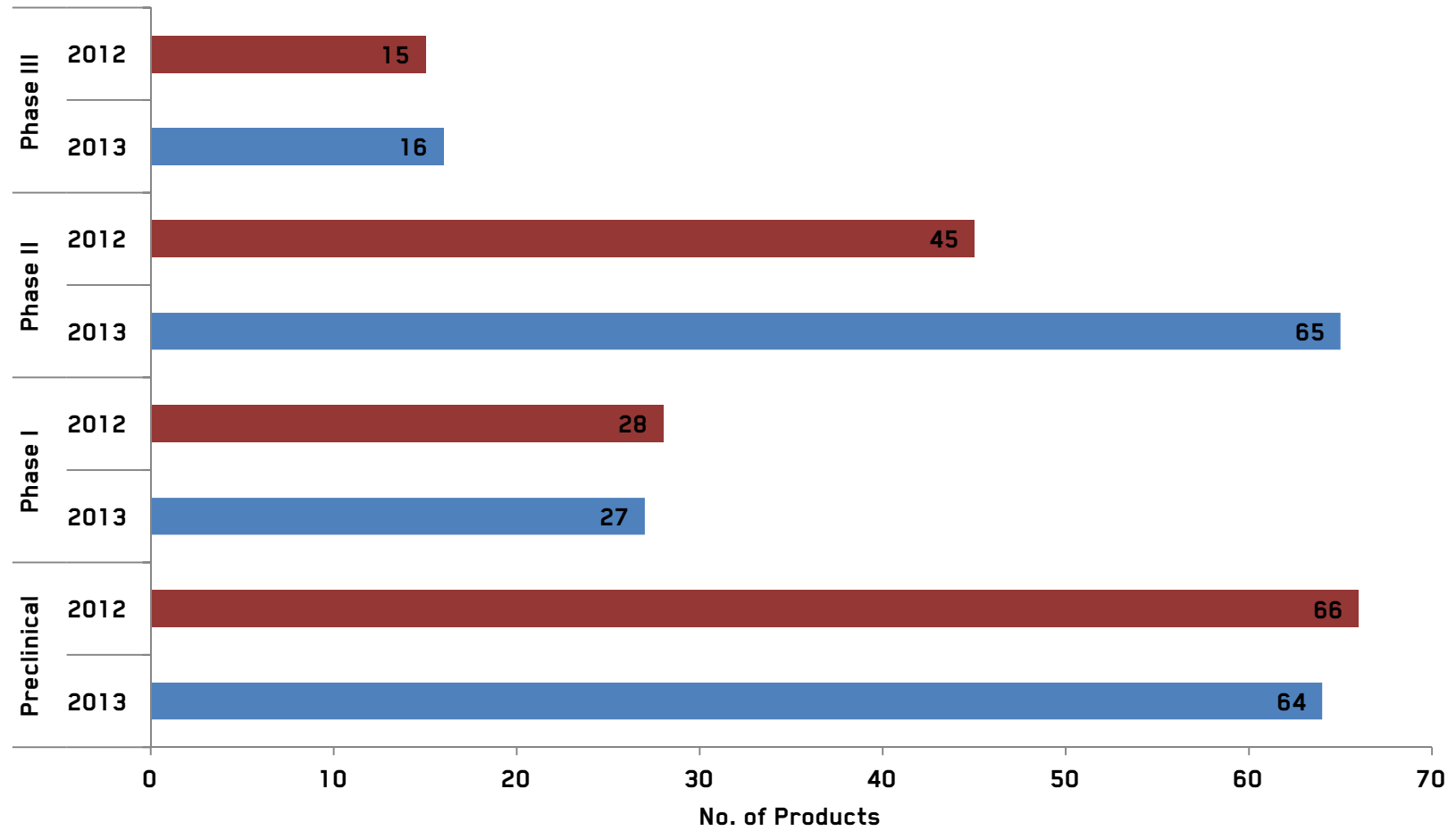
## 2013 No. of Employees



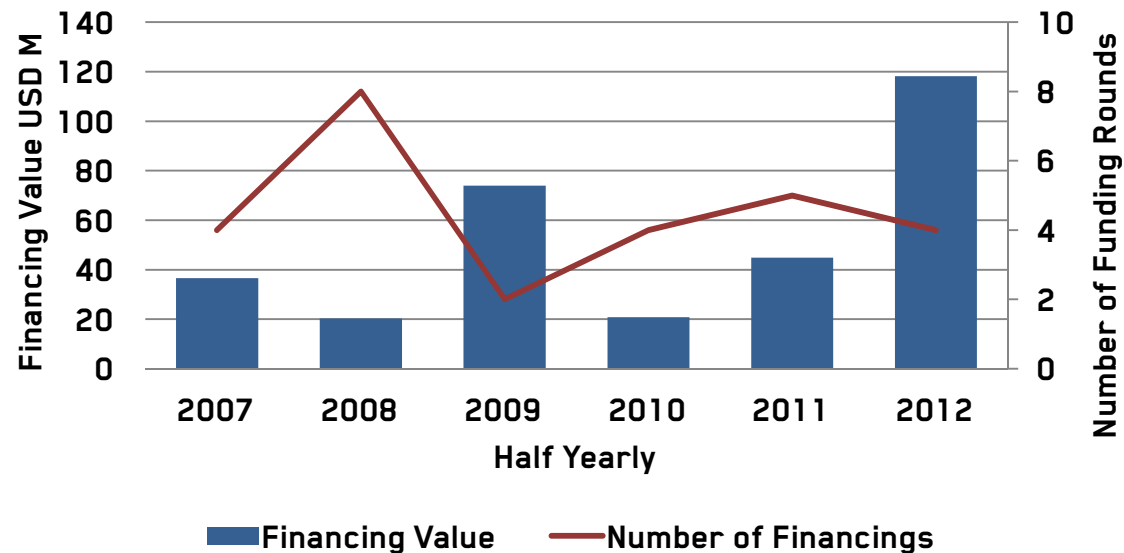
Historical Data		
No. of Employees	2013	2012
1-10	53%	44%
11-50	29%	33%
51-200	13%	14%
Greater than 200	5%	6%



# Products in the Pipeline



# Financing Rounds in Sweden & 3 Largest Financing Rounds



Financing for 2012/2013 Private Biotech Companies		
Largest Financings in 2012/2013	Sector	USD M
Recipharm AB	Biotech - R&D	112
Pharmalink AB	Biotech - Therapeutics & Diagnostics	5
Qlucore AB	Biotech - R&D	1

# About Biotechgate

**Biotechgate contains over 29'000 high quality company profiles which include company descriptions, contact information, product pipeline information, financing rounds and management details. Profiles are regularly updated by the companies themselves, as well as by an experienced database team, to ensure the accuracy and relevance of the data.**

**To register for free or learn more about the different subscription options, please visit [www.biotechgate.com](http://www.biotechgate.com).**

# Terms of Use

The "Swedish Life Sciences Trend Analysis" is based on data entered in the Biotechgate Database available at [www.biotechgate.com](http://www.biotechgate.com). The statistics and graphs in this presentation are based on figures and information entered in this database and we do not guarantee any accuracy hereof.

The use of the figures and graphs provided in this report is free of charge for any presentations as long as [www.biotechgate.com](http://www.biotechgate.com) is clearly cited as the source. For all other uses please contact us for terms and conditions.

**Biotechgate**

**c/o Venture Valuation VV AG**

**Kasernenstrasse 11**

**8004 Zurich**

**Switzerland**

**+41 (43) 321 86 60**

**[info@ventureevaluation.com](mailto:info@ventureevaluation.com)**

**[www.ventureevaluation.com](http://www.ventureevaluation.com)**